

BMO Equal Weight Oil & Gas Index ETF

Fund Details

Ticker	ZEO
Base Currency	CAD
Exchange	TSX
Inception Date	Oct 20, 2009
Maximum Annual Management Fee	0.55%
Management Expense Ratio	0.61%
RSP Eligible	Yes
DRIP Eligible	Yes
Distribution Frequency	Quarterly

Fund Characteristics

Net Assets (Mn)	\$ 284.86
Number of Securities	10
Shares Outstanding	4,064,300
Market Cap (\$Bn)	542.95
Price/Earnings Ratio	14.84
Price/Book Ratio	2.35
Annualized Distribution Yield (%)	2.57
Beta	1.30

Correlation

Index Return data based on 10 years as of May 31, 2022

MSCI World Index	0.57
S&P 500 Index	0.53
FTSE Canada Overall Bond Index	-0.03
S&P/TSX Capped Composite Index	0.80
MSCI EAFE Index	0.56

Portfolio Strategy

BMO Equal Weight Oil & Gas Index ETF has been designed to replicate, to the extent possible, the performance of the Solactive Equal Weight Canada Oil & Gas, net of expenses. The Fund invests in and holds the Constituent Securities of the Index in the same proportion as they are reflected in the Index.

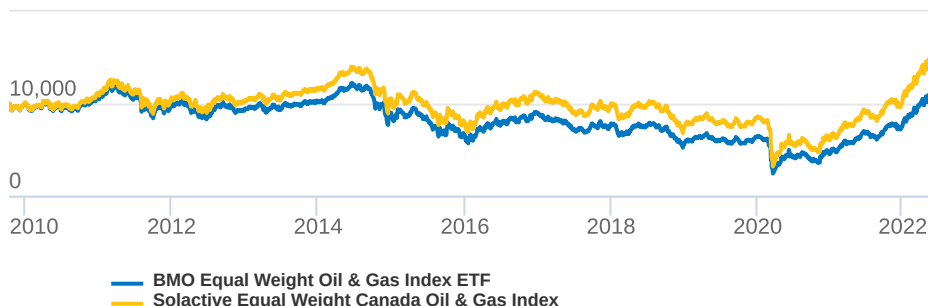
Benchmark Info

The Solactive Equal Weight Canada Oil & Gas Index includes securities in the oil & gas industries. Constituents are subject to minimum market capitalization and liquidity screens. In addition, each security in this Index is allocated an equal weight rather than a market capitalization weight.

Fund Benefits

- Provides convenient and efficient equal weight exposure to Canadian oil & gas equities
- Energy is a cyclical growth sector
- Invests in large capitalization equities, including pipelines, resulting in a higher yield than the overall sector
- Equal weighting avoids security concentration
- The underlying securities of ZEO have large daily trade volumes which represents the ETFs true liquidity

Growth of 10,000



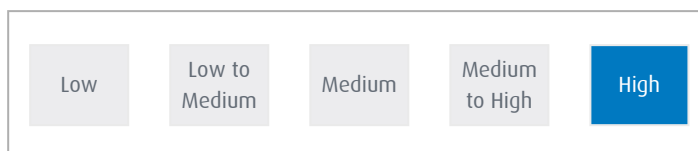
Fund Performance

Annualized Performance

For period ending May 31, 2022

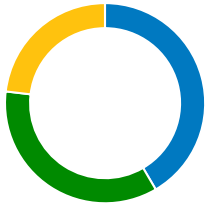
	1Mo	3Mo	6Mo	YTD	1Yr	3Yr	5Yr	10Yr	Since Inception
NAV	10.21%	25.56%	55.74%	52.02%	80.47%	23.44%	8.41%	2.75%	1.05%
Index	10.28%	25.81%	56.34%	52.50%	81.80%	24.21%	9.91%	5.06%	3.44%

Risk Rating




BMO Equal Weight Oil & Gas Index ETF

Sector Allocation



- 41.56% Integrated Oil & Gas
- 35.32% Oil & Gas Storage & Transportation
- 23.12% Oil & Gas Exploration

Geographic Allocation



- 100.00% Canada

Top Holdings

Tourmaline Oil Corp	12.83%
Cenovus Energy Inc	11.86%
Suncor Energy Inc	10.61%
Imperial Oil Ltd	10.23%
Arc Resources Ltd	10.01%
Keyera Corp	9.22%
Canadian Natural Resources	9.17%
Pembina Pipeline Corp	8.90%
Tc Energy Corp	8.61%
Enbridge Inc	8.56%



Call Us
1-800-361-1392



Email Us
bmo.etfs@bmo.com



Visit Us
www.bmo.com/etfs

Commissions, management fees and expenses all may be associated with investments in exchange traded funds. Please read the prospectus before investing. The indicated rates of return are the historical annual compound total returns including changes in prices and reinvestment of all distributions and do not take into account commission charges or income taxes payable by any unitholder that would have reduced returns. Exchange traded funds are not guaranteed, their values change frequently and past performance may not be repeated.

This communication is intended for informational purposes only and is not, and should not be construed as, investment and/or tax advice to any individual. Particular investments and/or trading strategies should be evaluated relative to each individual's circumstances. Individuals should seek the advice of professionals, as appropriate, regarding any particular investment.

*BMO ETFs are managed and administered by BMO Asset Management Inc., an investment fund manager and portfolio manager and separate legal entity from the Bank of Montreal.

® "BMO (M-bar roundel symbol)" is a registered trade-mark of Bank of Montreal, used under licence.

S&P®, S&P 500® and S&P/TSX Capped Composite are trade-marks of S & P Opco, LLC and TSX is a trade-mark of TSX Inc. These and other associated trademarks and/or service marks have been licensed for use by BMO Asset Management Inc. None of the BMO ETFs are sponsored, endorsed, sold or promoted by any of its aforementioned trade-mark owners and the related index providers or their respective affiliates or their third party licensors and these entities make no representation, warranty or condition regarding the advisability of buying, selling or holding units in the BMO ETFs.